

Solution brief

Gain powerful insights into your print environment



Introducing HP JetAdvantage Insights

LaserCare[™]
MANAGED PRINT EXPERTS

(800) LASER-20 | www.lasercare.com



What if you could...

- Monitor your entire multi-vendor fleet, including personal printers?
- Use a powerful application to sift through data, freeing up IT time and resources?
- Get detailed, real-time analytics from a simple, intuitive web dashboard?
- Easily see the true cost of printing throughout your organization?
- Collect comprehensive statistics without the hassle of managing software versions or servers?

The challenge

Businesses are looking for real, tangible ways they can become more sustainable and cost-efficient organizations. Print management can play a significant role in their sustainability initiatives, and yet most organizations don't understand how their printers are being used. Analysis can be difficult and overwhelming in today's environment of multi-vendor fleets, personal and networked printers, and distributed workforce.

Solution overview

Let HP JetAdvantage Insights help free up time and maximize resources by doing the heavy lifting for you. Easily track and monitor printing behaviors and device use from a simple, user-friendly dashboard. HP Insights sifts through the data, providing real-time, comprehensive analytics to help you optimize your print environment. Reduce waste by tracking printing behaviors like single-sided versus two-sided printing, color volume, or even the number of employees-per-device ratio. Easily deploy and scale this cloud-based solution across your entire fleet.¹

Benefits and features

Understand user printing behavior

Gain powerful insights and understand the company's printing environment. Accurately monitor every device in the fleet—including non-HP and PC-connected printers. Influence printing behavior to make the best use of devices.

Give managers the information they need

No more time-consuming analysis and data-crunching, which can drain valuable IT resources. Designated users can simply run real-time reports to see monthly print volume, view print device details, and identify opportunities to help reduce waste and costs—all from an intuitive interface.

No additional software or hardware costs

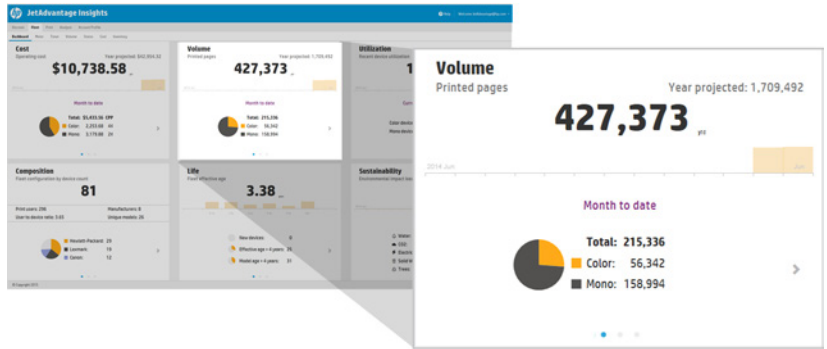
Monitor printers and MFPs without the complexity or capital investment of server-based software or additional hardware. As a cloud-based solution, HP JetAdvantage Insights captures print job data to help optimize the printing fleet.¹

View device statistics

The **Fleet dashboard** provides visibility to the key metrics in your print environment, including:

- Total operating cost
- Device utilization
- Sustainability information: environmental impact
- Page volume

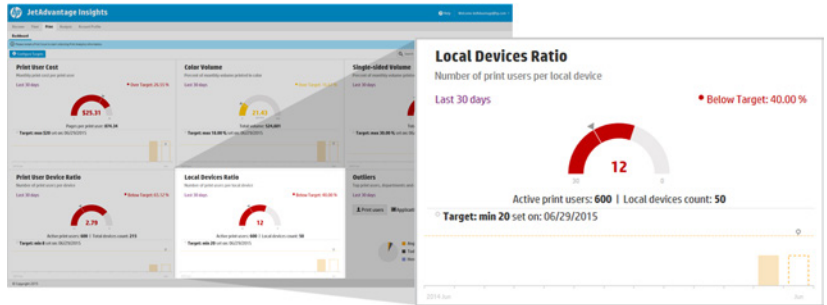
In the example to the right, the Volume tile shows the total number of printed pages in your organization to-date, including total color and total mono pages.



View detailed print activity

View real-time analytics from the **Print Dashboard** and compare actual use with targets. For example, the **Local Devices Ratio** tile shows the number of local printers, and how many employees use those devices. Drill down to discover:

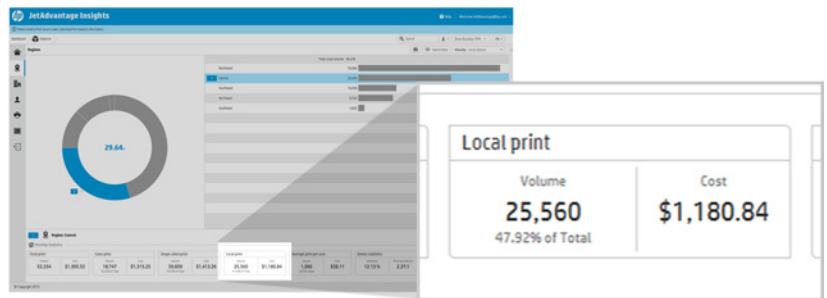
- Who is printing
- Where it is being printed
- What is being printed and from which applications
- How printing behaviors and trends compare to target



What does the print data tell you?

Data insights can translate to cost savings. For example, you could review the percentage of jobs printed locally and then explore questions like the following:

- Are the local devices justified?
- Is the amount of local device volume justified?
- Are some devices underutilized while others are overused?
- Are employees aware of the high cost of desktop printing?



Learn more

To learn more, contact your HP representative or authorized HP reseller.



(800) LASER-20 | www.lasercare.com

HP JetAdvantage Insights system requirements

Microsoft® Windows 8 and 8.1, Windows 7, Windows Vista®, Windows Server 2012 and 2012 R2, Windows Server 2008 and 2008 R2, Microsoft .Net Framework 3.51 and .Net4.0 or higher; Mac OS 10.7 and later
 Per network segment: 1 to 500 printers: 2 x 1.2 GHz, 2 GB RAM, 20 GB Disk space, 100 MB Network Interface Card (NIC);
 500 to 1,000 printers: 2 x 1.2 GHz, 4 GB RAM, 20 GB Disk space, 100 MB NIC; 1,000 to 2,000 printers: 2 x 1.2 GHz, 4 GB RAM, 40 GB Disk space, 1 GHz NIC

Browser requirements

Google Chrome™ 10.0, Mozilla Firefox 37.0, Apple Safari® 5.06, Internet Explorer® 10.0

¹ HP JetAdvantage Insights is a web-based application that requires Internet access. Supported browsers include recent versions of Microsoft® Internet Explorer®, Google Chrome™, Mozilla® Firefox®, and Safari®.

Sign up for updates
hp.com/go/getupdated

Share with colleagues

Rate this document

© Copyright 2015 HP Development Company, L.P. The information contained herein is subject to change without notice. The only warranties for HP products and services are set forth in the express warranty statements accompanying such products and services. Nothing herein should be construed as constituting an additional warranty. HP shall not be liable for technical or editorial errors or omissions contained herein.

Safari is a trademark of Apple Inc. Google Chrome is a registered trademark of Google Inc. Microsoft, Internet Explorer, Windows, and Windows Vista are trademarks of the Microsoft Group of Companies.

